


PRICE LIST

Effective: 13th November 2018

KIRLOSKAR BROTHERS LIMITED

Small Pump Business

INDUSTRY SECTOR




GM & Head - Product Management
Small Pump Business



AVP & Head - Industry Sector
Small Pump Business

INDEX

S.No.	PRODUCT GROUP	PAGE NO.	REV. NO.	DATE OF ISSUE
1	GMC/KDS Three Phase up to 2.0HP Monobloc Pump sets	4	15	13.11.2018
2	KDS Three Phase (3.0 -5 HP) Monobloc Pump sets	4	15	13.11.2018
3	KDS Three Phase (7.5 HP) Monobloc Pump sets	5	15	13.11.2018
4	KDS Three Phase 10HP & above Monobloc Pump sets	5	15	13.11.2018
5	KS Three Phase Monobloc Pump sets	6	15	13.11.2018
6	KDT Three Phase Monobloc Pump sets	6	15	13.11.2018
7	SRF Three Phase Monobloc Pump sets	6	15	13.11.2018
8	KOS Three Phase Open well Submersible Pump sets	7	15	13.11.2018
9	SP Self Priming Monobloc Pump sets	8	15	13.11.2018
10	SP Self Priming Bare Shaft & Coupled Pump sets	8-9	15	13.11.2018
11	KV Monobloc Vacuum Pump sets	9	15	13.11.2018
12	DV Bare Shaft & DV Coupled Vacuum Pump sets	9	15	13.11.2018
14	CW Eterna Waste Disposer	10	15	13.11.2018
15	SW & BW Eterna Drainer and Waste Disposer	10	15	13.11.2018
16	KPP Swimming Pool Pump	10	15	13.11.2018
17	KSMB Eterna SS Monobloc Pump Sets	11	15	13.11.2018
18	KCIL 1 Phase- Vertical Multistage Inline Pumps	11	15	13.11.2018
19	KCIL & KSIL- Vertical Multistage Inline Pumps	12-16	15	13.11.2018
20	KDI Special MOC Pumps	17-19	15	13.11.2018
21	KDT Special MOC Pumps	20	15	13.11.2018
22	SP Bare Shaft Special MOC Pumps	21	15	13.11.2018
23	SP Monobloc & Coupled Set Special MOC Pumps	22-23	15	13.11.2018





Business Terms & Conditions:

- ❖ This Price List supersedes all our previous price lists.
- ❖ GST as applicable.
- ❖ Standard Test Certificates shall be supplied on demand.
- ❖ Requirement of documents other than the standard test certificate should be specified in the Purchase order / Indent. Such documents like Routine test report / Pump performance test report / Motor performance report / Material of Construction / QAP etc. shall be charged @ 2.5% of invoice value.
- ❖ In case of any Inspection information is to be provided in Purchase order / Indent itself to facilitate order execution. The Same shall be charged @ 7.5% of the invoice value.
- ❖ Prices for "EEC" SERIES of Pumps shall be made available on demand.
- ❖ Prices are subject to change without prior notice.

Legend:

CI	Cast Iron (Grade FG-200 of IS 210)
GM	Bronze (Grade LTB2 of IS 318)
SS	Gr X 12 Cr 12 of IS 1570 Part-V (AISI-410)
SSS	Stainless Steel Shaft
C40	Carbon Steel 40C8
HT BR	High Tensile Brass
IP55/IP44	Ingress Protection Degree
F/B Class	Class of Insulation



KDS Three Phase Up to 2.0 HP Monobloc Pump Sets (SYNC. SPEED – 3000 rpm)

S. No.	RATING HP (kW)	PUMP MODEL	CODE	SIZE (mm) SUC. X DEL.	Price Per Unit in Rs
1	0.5 (0.37)	KDS 0510	D12010050120	50 x 40	8710
2	1.02 (0.75)	GMC 112	D12210100120	50 x 50	10560
		GMC 116++	D12210100220	50 x 40	10560
		GMC 123+	D12210100320	32 x 25	10560
		GMC 128+*	D12210100420	25x25	10560
		GMC 128+*	D12210100620	40x40	10560
		GMC 128+*	D12210100520	50x40	10560
3	1.5 (1.1)	GMC 134*	D12210100720	25 X 25	10560
		GMC 1.514+	D12210150120	50 x 50	12390
		GMC 1.522++	D12210150220	50 x 40	12390
		GMC 1.525+*	D12210150320	50 x 40	12390
4	2.0 (1.5)	GMC 1.540*	D12210150420	32 X 25	12390
		KDS 212+	D11010200823	80 x 80	16580
		KDS 216++ **	D12010200310	65 x 50	16270
		KDS 225++ **	D12010200210	50 x 40	16270
		KDS 235+ **	D12010200610	50 x 40	16270

MOC:* mark pumps are with NORYL & rest are CI- Impeller, C 40 –Shaft, “B” – Class insulation IP-44 upto 1.5 HP all models are with Mech. Seal ** Both Mech seal & GP at same price

KDS Three Phase (3.0 – 5 HP) Monobloc pump sets (SYNC. SPEED – 3000 rpm)

S. No.	RATING HP (kW)	PUMP MODEL	CODE	SIZE (mm) SUC. X DEL.	Price Per Unit in Rs
5	3.0 (2.2)	KDS 314+	D12010300110	80 x 80	20860
		KDS 314+	D12010309110	100X100	20860
		KDS 318++	D12010300310	80 x 65	20860
		KDS 318++	D12010300210	65x50	20860
		KDS 325++	D12010300410	65x50	20860
		KDS 335++	D12010300510	50x40	20860
6	5.0 (3.7)	KDS 515+	D12010500110	100x100	26780
		KDS 520+	D12010500210	80x80	26780
		KDS 527++	D12010500310	80x65	26780
		KDS 538+	D12010500410	65x50	26780
		KDS 550++	D12010500510	50x40	26780

MOC: CI- Impeller, Gland Packing Sealing, (* - Both in Gland Pack & Mech. Seal –at same price), C-40 Shaft, TEFC Motor, “B” –Class Insulation, IP-44

Srinley

AS

KDS Three Phase (7.5 HP) Monobloc Pump sets (SYNC. SPEED – 3000 rpm)

S. No.	RATING HP (kW)	PUMP MODEL	CODE	SIZE (mm) SUC. X DEL.	Price Per Unit in Rs
7	7.5 (5.5)	KDS 822++	D12010750110	100x100	34740
		KDS 830 ++	D12010750210	80 x 65	34740
		KDS 837++	D12010750310	65 x 65	34740
		KDS 844++	D12010750410	65 x 65	34740
		KDS 852++	D12010750510	65 x 50	34740

MOC: CI- Impeller, Gland Packing Sealing, C-40 Shaft, TEFC Motor, "B" –Class Insulation, IP-44

KDS Three Phase 10HP & above Monobloc pump sets (SYNC. SPEED – 3000 rpm)

S. No.	RATING HP (kW)	PUMP MODEL	CODE	SIZE (mm) SUC. X DEL.	Price Per Unit in Rs
8	10 (7.5)	KDS 1030++	D12011000110	100 x 100	42490
		KDS 1040+	D12011000210	80 x 65	42490
		KDS 1050++	D12011000310	65 x 65	42490
		KDS 1065++	D12011000410	65 x 50	42490
9	12.5 (9.3)	KDS 1331+	D12011300110	100 x 100	51210
		KDS 1348+	D12011300210	80x65	51210
		KDS 1360+	D12011302210	65 x 50	51210
10	15 (11)	KDS 1537+	D12011500110	100x100	53610
		KDS 1555+	D12011500210	80x65	53610
		KDS 1570+	D12011500410	65 x 50	53610
		KDS 1575+	D12011500310	65x50	53610
11	20 (15)	KDS 2030+	D12012001210	125 x 125	74010
		KDS 2050+	D12012000110	100x80	71810
12	25 (18.7)	KDS 2560+	D12012500110	100 x 80	97820
		KDS 3068+	D12013000110	100 x 80	115160

MOC: CI- Impeller, Gland Packing – Sealing, C-40 Shaft, TEFC Motor, IP-44, "F" –class Insulation



GM & Head - Product Management
Small Pump Business



AVP & Head - Industry Sector
Small Pump Business

KS Three Phase (3.0 – 10 HP) Monobloc pump sets (SYNC. SPEED – 1500 rpm)

S. No.	RATING HP (kW)	PUMP MODEL	CODE	SIZE (mm) SUC. X DEL.	Price Per Unit in Rs
1	3 (2.2)	KS – 316+	D12020300410	65 x 50	23670
2	5 (3.7)	KS – 513+	D12020500110	100 x 100	28870
		KS – 516+	D12020500210	80 x 65	28870
3	7.5 (5.5)	KS – 810+	D12020750110	150 x 150	43560
		KS – 817+	D12020750210	100 x 100	43560
		KS – 823+	D12020750310	100 x 80	43560
4	10 (7.5)	KS – 1012+	D12021000110	150 x 150	50290
		KS – 1022+	D12021000210	100 x 100	50290

MOC: CI- Impeller, Gland Packing – Sealing, C-40 Shaft, TEFC Motor, IP-44, 3 & 5 HP - B Class
7.5 & 10 HP F Class

KDT- Three Phase Two Stage Monobloc Pump sets (SYNC. SPEED – 3000 rpm)

S. No.	RATING HP (kW)	PUMP MODEL	CODE	SIZE (mm) SUC. X DEL.	Price Per Unit in Rs
1	5.0 (3.7)	KDT 544+	D12030500110	65x50	33100
		KDT 568+	D12030500210	50x40	33100
2	7.5 (5.5)	KDT 844+	D12030750110	80x65	40860
		KDT 864+	D12030750210	65x50	40860
3	10 (7.5)	KDT 1050+	D12031000110	80x65	48610
		KDT 1078+	D12031000210	65x50	48610
4	12.5 (9.3)	KDT 1372+	D12031300110	65x65	54370
		KDT 1388+	D12031300210	65x50	54370
5	15 (11)	KDT 1580+	D12031500210	65x65	59880
		KDT 1598+	D12031500310	65x50	59880
6	20 (15)	KDT 2070+	D12032000110	80x65	80430
		KDT 2095+	D12032000210	65 x 65	80430

MOC: CI- Impeller, Gland Packing – Sealing, C-40 Shaft, TEFC Motor, IP-44, 5 & 7.5 HP - B Class
above 10 HP F Class

SRF Three Phase Monobloc pump sets (SYNC. SPEED – 3000 rpm)

S. No.	RATING HP (kW)	PUMP MODEL	CODE	SIZE (mm) SUC. X DEL.	Price Per Unit in Rs
1	25 (18.7)	SRF 2570	D12132500160	100 x 100	110570
2	30 (22)	SRF 3085	D12133000260	100 x 100	123800
		SRF 3095	D14133000560	100 x 100	123800

MOC: CI- Impeller Gland Packing – Sealing C-40 Shaft TEFC Motor, IP-55 "F" –Class Insulation

KOS- Three Phase Submersible Monobloc Pump sets (SYNC. SPEED – 3000 rpm)

S. No.	RATING HP (kW)	PUMP MODEL	CODE	SIZE (mm) SUC. X DEL.	Price Per Unit in Rs
1	0.5 (0.37)	KOS-0516M	D12380050151	25 X 25	12000
2	1.02 (0.75)	KOS-116M	D12380101151	50X40	13960
		KOS-128M	D12380100351	25 X 25	13960
		KOS-123M	D12380100551	32 X 25	13960
		KOS-134M	D12380100651	25 X 25	13960
3	1.5 (1.1)	KOS-1.525M	D12380150451	50 X 40	17360
		KOS-1.522M	D12380150551	50 X 40	17360
		KOS-1.540M	D12380150651	32 X 25	17360
	2 (1.5)	KOS-225M	D12380201151	50 X 40	20350
		KOS-216M	D12380201251	65X50	20350
		KOS-235M	D12380206251	50X40	20350
4	3 (2.2)	KOS-314+	D12310300151	80X80	21840
		KOS-318+	D12310300251	65X50	21840
		KOS-325+	D12310300451	65X50	21840
		KOS- 335+	D12310300551	50X40	21840
5	5 (3.7)	KOS-520+	D12310500251	80X80	24310
		KOS-527+	D12310500351	80X65	24310
		KOS-538+	D12310500451	65X50	24310
		KOS- 550+	D12310500551	50X40	24310
6	7.5 (5.5)	KOS-822+	D12310750151	100X100	32710
		KOS-830+	D12310750251	80X65	32710
		KOS-844+	D12310750351	65X65	32710
		KOS-852+	D12310750451	65X50	32710
7	10 (7.5)	KOS- 1030+	D12311000151	100X100	36570
		KOS-1040+	D12311000251	80X65	36570
		KOS-1050+	D12311000351	65X65	36570
		KOS-1065+	D12311000451	65X50	36570
8	12.5 (9.3)	KOS-1331+	D12AZ13011601020	80 X 65	49500
		KOS-1348+	D12AZ13011501020	65X65	49500
9	15 (11)	KOS-1537+	D12311500151	100X100	52120
		KOS-1555+	D12311500251	80X65	52120
		KOS-1575+	D12311500351	65X50	52120

SP Self Priming Monobloc Pumpsets

(SYNC. SPEED –SP 3 LM+ 1500 rpm all others 3000 rpm)



GM & Head - Product Management
Small Pump Business



AVP & Head - Industry Sector
Small Pump Business

S. No.	RATING HP (kW)	PUMP MODEL	CODE	SIZE (mm) SUC. X DEL.	Price Per Unit in Rs
1	0.5 (0.37)	SP-05M* 1PH	D11050100120	40x40	13700
2		SP-05M* 3PH	D12050100120	40x40	13290
3	1.02 (0.75)	SP 0M* 1PH	D11100100120	40x40	17580
4		SP 0M* 3PH	D12100100120	40x40	17850
5	2.0 (1.5)	SP 1HM 3PH	D12100200210	40x40	21840
6	3.0 (2.2)	SP 2HM 3PH	D12100300310	50x50	28200
7	5.0 (3.7)	SP 3LM+ 3PH	D12AJ05011401068	80x80	38170

MOC: CI- Impeller, Gland Packing – Sealing, (* SP 05M & SP0M with Mechanical Seal),

C-40 Shaft, "B" –Class Insulation, IP-44

SP Self Priming Bare Shaft Pumps

S. No.	PUMP MODEL	CODE	SIZE (mm) SUC. X DEL.	Price Per Unit in Rs
1	SP0	D14150100160	40X40	10150
2	SP1H	D14150200260	40X40	14060
3	SP2H	D14150300360	50X50	15940
4	SP3L+	D14AF05011401061	80X80	21930
5	SP3	D14150750460	80X80	23800
6	SP3A	D14150500560	80X80	23800
7	SP3HH	D14151000460	80X80	23590
8	SP4LA+	D14151000860	100X100	52370
9	SP4L+	D14151250760	100X100	52370
10	SP6LA	D14152001060	150X150	103110
11	SP6L	D14152500960	150X150	103110
12	SP8LA	D14152009060	200X200	131000

MOC: CI- Impeller, Gland Packing – Sealing, C-40 Shaft, GM- Shaft Sleeve

'SP'- Self Priming Three Phase Motor Coupled Pumpsets

S.No.	MOTOR HP (kW)	PUMP MODEL	CODE	SIZE (mm) SUC x DEL	Price Per Unit in Rs
1	1.02 (0.75)	SP0 with 1C2 motor	D14150105660	40X40	18420
2	2.0 (1.5)	SP1H with 2C2 motor	D14150205760	40X40	25200
3	3.0 (2.2)	SP2H with 3C2 motor	D14150305860	50X50	28160
4	5.0 (3.7)	SP3A with 5C2 motor	D14150506060	80X80	43160

GM & Head - Product Management
Small Pump Business

AVP & Head - Industry Sector
Small Pump Business

'SP'- Self Priming Three Phase Motor Coupled Pumpsets

S.No.	MOTOR HP (kW)	PUMP MODEL	CODE	SIZE (mm) SUC x DEL	Price Per Unit in Rs
5	7.5 (5.5)	SP3 with 7.5C2 motor	D14150755960	80X80	48980
6	5.0 (3.7)	SP3L+ with 5C4 motor	D14AF05011401069	80X80	43830
7	10 (7.5)	SP4LA+ with 10C4 motor	D14151005260	100X100	96620
8	12.5 (9.3)	SP4L+ with 12.5C4 motor	D14151255160	100X100	97470
9	20 (15)	SP6LA+ with 20C4 motor	D14152005360	150X150	147850
10	25 (18.7)	SP6L+ with 25C4 motor	D14152505460	150X150	184950

MOC: CI- Impeller, Gland Packing – Sealing, C-40 Shaft, GM- Shaft Sleeve, "F" –class Insulation, IP- 55

KV MONOBLOC VACUUM PUMPS (SYNC. SPEED – 3000 rpm)

S. No.	RATING HP (kW)	PUMP MODEL	Code	SIZE IN (mm.) SUC.xDEL.	Price Per Unit in Rs
1	1.02 (0.75)	KV 20 1Ph	D11080100123	20x20	19590
2	1.02 (0.75)	KV 20 3Ph	D12080100123	20x20	20060
3	3.0 (2.2)	KV 30 3Ph	D12080300223	32x32	37750

MOC: SS- Rotor, Mechanical Seal – Sealing, C-40 Shaft, "B" –Class Insulation, IP-44

DV Bare Shaft VACCUM Pumps


S. No.	PUMP MODEL	Code	SIZE IN (mm.)	Price Per Unit in Rs
			SUC.xDEL.	
1	DV 40	D14140500114	40x40	64320
2	DV 50	D14141000214	50x50	72820

MOC: SS- Rotor, C-40 Shaft, Gland Packing – Sealing

DV Coupled set VACCUM Pumps with indus3 Motor

S. No.	RATING HP (kW)	PUMP MODEL	CODE	SIZE IN (mm.)	Price Per Unit in Rs
				SUC.xDEL.	
1	5.0 (3.7)	DV 40 + 5C4 Coupled set	D14140505114	40x40	83480
2	10.0 (7.5)	DV 50+ 10C4 Coupled set	D14141006114	50x50	103380

MOC: SS - Rotor, C-40 Shaft, Gland Packing – Sealing, with 1500rpm, TEFC motor IP-55 Protection.




CW Eterna Waste Disposer

S. NO.	RATING HP (kW)	PUMP MODEL	CODE	SIZE IN (mm.) DEL	Price Per Unit in Rs
1	1.0 / 0.75	750 CW	T11160125134	50	21820
2	2.0 / 1.5	1500 CW	T11160125234	50	29760
3	3.0 / 2.2	2200 CW	T11160125334	50	36720
4	5.0 / 3.7	3700 CW	T11160125734	65	59030
5	7.5 / 5.5	5500 CW	T11160125434	80	74090
6	10.0 / 7.5	7500 CW	T11160125534	150	141810
1	10 / 7.5	ETERNA 7500 CW 2P	T12RE10001201042	65	81600
2	15 / 11	ETERNA 11000 CW 2P	T12RE15001201042	65	123560
3	20 / 15	ETERNA 15000 CW 2P	T12RE20001201042	65	147320
4	15 / 11	ETERNA 11000 CW 4P	T12RE15011601042	100	153580
5	20 / 15	ETERNA 15000 CW 4P	T12RE20011601042	100	173180
6	15 / 11	ETERNA 11000 CW 4PL	T12RE15012001042	150	162600
7	20 / 15	ETERNA 15000 CW 4PL	T12RE20012001042	150	182520

MOC: Impeller – CI, Motor Body - CI, Pump Housing - CI, Shaft – SS410

SW & BW Eterna Drainer and Waste Disposer

S. NO.	RATING HP (kW)	PUMP MODEL	CODE	SIZE IN (mm.) DEL	Price Per Unit in Rs
1	1.0 / 0.75	ETERNA 750P	T11160100634	40	9970
2		ETERNA 750SW	T11160100134	40	14400
3	1.25 / 1.0	ETERNA 1000SW	T11160101934	40	17250
4	1.75 / 1.3	ETERNA 1300 BW	T11160062434	50	25320
5	2.5 / 1.8	ETERNA 1800 BW	T11160062534	65	32480

Swimming Pool Pump

S. NO.	RATING HP (kW)	PUMP MODEL	CODE	SIZE IN (mm.) SUC & DEL	Price Per Unit in Rs
1	0.75 / 0.55	KPP-550	T11RM07501001077	50	16200
2	1.0 / 0.75	KPP-800	T11RM01001001077	50	16800
3	1.5 / 1.1	KPP-1100	T11RM01501001077	50	17930
4	2.0 / 1.5	KPP-1600	T11RM02001001077	50	21980
5	3.0 / 2.2	KPP-2200	T11RM03001001077	50	25550

GM & Head - Product Management
Small Pump Business

AVP & Head - Industry Sector
Small Pump Business

KSMB Eterna SS Monobloc

S. No.	RATING HP (kW)	PUMP MODEL	CODE	SIZE IN (mm.) SUC.XDEL.	Price Per Unit in Rs
1	1.02 (0.75)	KSMB 116 PUMP	T11160061434	40X32	23130
2		KSMB 129 PUMP	T11160125834	40X25	23130
3	1.5 (1.1)	KSMB 1.516 PUMP	T11160061534	50X32	26320
4	2 (1.5)	KSMB 220 PUMP	T11160061334	50X32	30800
5	3 (2.2)	KSMB 324 PUMP	T11160061934	50X32	34050
6		KSMB 328 PUMP	T11160061834	40x32	34050
7	5 (3.7)	KSMB 532+ PUMP	T12160062834	65X40	67710
8		KSMB 548+ PUMP	T12160061634	50X32	70900
9	7.5 (5.5)	KSMB 834+ PUMP	T12160061734	65X40	89320
10	10 (7.5)	KSMB 1051+ PUMP	T12160061234	65X40	104390

MOC: Impeller – SS304, Motor Body – Aluminum die cast, Pump Housing - SS304

Shaft –Stainless Steel

KCIL Eterna Vertical Multistage Inline Pumps Single Phase

S. No.	PUMP MODEL	CODE	Price Per Unit in Rs
1	KCIL2-11/1.1kW/A MOC/32mm/1P	TL16002011A12111	38350
2	KCIL2-13/1.5kW/A MOC/32mm/1P	TL16002013A12111	42850
3	KCIL2-15/1.5kW/A MOC/32mm/1P	TL16002015A12111	44300
4	KCIL2-18/2.2kW/A MOC/32mm/1P	TL16002018A12111	49350
5	KCIL2-22/2.2kW/A MOC/32mm/1P	TL16002022A12111	53400



GM & Head - Product Management
 Small Pump Business



AVP & Head - Industry Sector
 Small Pump Business

KCIL Eterna Vertical Multistage Inline Pumps

PUMP MODEL	CODE	Price Per Unit in Rs
KCIL1-2/0.37kW/A MOC/32mm/IE2	TL16001002A12211	26100
KCIL1-3/0.37kW/A MOC/32mm/IE2	TL16001003A12211	26500
KCIL1-4/0.37kW/A MOC/32mm/IE2	TL16001004A12211	26900
KCIL1-5/0.37kW/A MOC/32mm/IE2	TL16001005A12211	28000
KCIL1-6/0.37kW/A MOC/32mm/IE2	TL16001006A12211	29750
KCIL1-7/0.37kW/A MOC/32mm/IE2	TL16001007A12211	30400
KCIL1-8/0.55kW/A MOC/32mm/IE2	TL16001008A12211	32000
KCIL1-9/0.55kW/A MOC/32mm/IE2	TL16001009A12211	32550
KCIL1-10/0.55kW/A MOC/32mm/IE2	TL16001010A12211	34650
KCIL1-11/0.55kW/A MOC/32mm/IE2	TL16001011A12211	35400
KCIL1-12/0.75kW/A MOC/32mm/IE2	TL16001012A12211	40700
KCIL1-13/0.75kW/A MOC/32mm/IE2	TL16001013A12211	41350
KCIL1-15/0.75kW/A MOC/32mm/IE2	TL16001015A12211	42700
KCIL1-17/1.1kW/A MOC/32mm/IE2	TL16001017A12211	45650
KCIL1-19/1.1kW/A MOC/32mm/IE2	TL16001019A12211	47100
KCIL1-21/1.1kW/A MOC/32mm/IE2	TL16001021A12211	48600
KCIL1-23/1.1kW/A MOC/32mm/IE2	TL16001023A12211	48950
KCIL1-25/1.5kW/A MOC/32mm/IE2	TL16001025A12211	57850
KCIL1-27/1.5kW/A MOC/32mm/IE2	TL16001027A12211	58900
KCIL1-30/1.5kW/A MOC/32mm/IE2	TL16001030A12211	62800
KCIL1-33/2.2kW/A MOC/32mm/IE2	TL16001033A12211	65850
KCIL1-36/2.2kW/A MOC/32mm/IE2	TL16001036A12211	68200
KCIL2-2/0.37kW/A MOC/32MM/IE2	TL16002002A12211	25450
KCIL2-4/0.55kW/A MOC/32MM/IE2	TL16002004A12211	26850
KCIL2-5/0.55kW/A MOC/32MM/IE2	TL16002005A12211	27550
KCIL2-6/0.75kW/A MOC/32MM/IE2	TL16002006A12211	32500
KCIL2-7/0.75kW/A MOC/32MM/IE2	TL16002007A12211	33200
KCIL2-8/1.1kW/A MOC/32MM/IE2	TL16002008A12211	34250
KCIL2-9/1.1kW/A MOC/32mm/IE2	TL16002009A12211	35650
KCIL2-10/1.1kW/A MOC/32mm/IE2	TL16002010A12211	37100
KCIL2-11/1.1kW/A MOC/32mm/IE2	TL16002011A12211	38900
KCIL2-12/1.5kW/A MOC/32MM/IE2	TL16002012A12211	43100
KCIL2-13/1.5kW/A MOC/32mm/IE2	TL16002013A12211	44300
KCIL2-14/1.5kW/A MOC/32MM/IE2	TL16002014A12211	44850
KCIL2-15/1.5kW/A MOC/32mm/IE2	TL16002015A12211	45650
KCIL2-16/2.2kW/32x32mm A MOC	TL16002016A12211	47450
KCIL2-17/2.2kW/A MOC/32MM/IE2	TL16002017A12211	48100
KCIL2-18/2.2kW/A MOC/32mm/IE2	TL16002018A12211	47650
KCIL2-19/2.2kW/A MOC/32MM/IE2	TL16002019A12211	49450
KCIL2-20/2.2kW/A MOC/32MM/IE2	TL16002020A12211	51450
KCIL2-21/2.2kW/A MOC/32MM/IE2	TL16002021A12211	52100
KCIL2-22/2.2kW/A MOC/32MM/IE2	TL16002022A12211	53250
KCIL2-23/3kW/A MOC/32MM/IE2	TL16002023A12211	58200
KCIL2-24 /3kW/32x32mm A MOC	TL16002024A12211	59250
KCIL2-25/3kW/A MOC/32MM/IE2	TL16002025A12211	60200
KCIL2-26/3kW/32x32mm A MOC	TL16002026A12211	60900
KCIL3-2/0.37kW/A MOC/32mm/IE2	TL16003002A12211	25950
KCIL3-3/0.37kW/A MOC/32mm/IE2	TL16003003A12211	26200
KCIL3-4/0.37kW/A MOC/32mm/IE2	TL16003004A12211	26850
KCIL3-5/0.37kW/A MOC/32mm/IE2	TL16003005A12211	27500
KCIL3-6/0.55kW/A MOC/32mm/IE2	TL16003006A12211	28850

PUMP MODEL	CODE	Price Per Unit in Rs
KCIL3-7/0.55kW/A MOC/32mm/IE2	TL16003007A12211	30300
KCIL3-8/0.75kW/A MOC/32mm/IE2	TL16003008A12211	36450
KCIL3-9/0.75kW/A MOC/32mm/IE2	TL16003009A12211	36200
KCIL3-10/0.75kW/A MOC/32mm/IE2	TL16003010A12211	36800
KCIL3-11/1.1kW/A MOC/32mm/IE2	TL16003011A12211	38700
KCIL3-12/1.1kW/A MOC/32mm/IE2	TL16003012A12211	39800
KCIL3-13/1.1kW/A MOC/32mm/IE2	TL16003013A12211	40450
KCIL3-15/1.1kW/A MOC/32mm/IE2	TL16003015A12211	43650
KCIL3-17/1.5kW/A MOC/32mm/IE2	TL16003017A12211	48050
KCIL3-19/1.5kW/A MOC/32mm/IE2	TL16003019A12211	49450
KCIL3-21/2.2kW/A MOC/32mm/IE2	TL16003021A12211	54600
KCIL3-23/2.2kW/A MOC/32mm/IE2	TL16003023A12211	56150
KCIL3-25/2.2kW/A MOC/32mm/IE2	TL16003025A12211	57500
KCIL3-27/2.2kW/A MOC/32mm/IE2	TL16003027A12211	58550
KCIL3-29/2.2kW/A MOC/32mm/IE2	TL16003029A12211	61700
KCIL3-31/3kW/A MOC/32mm/IE2	TL16003031A12211	68450
KCIL3-33/3kW/A MOC/32mm/IE2	TL16003033A12211	69300
KCIL3-36/3kW/A MOC/32mm/IE2	TL16003036A12211	71650
KCIL4-2/0.37kW/A MOC/32MM/IE2	TL16004002A12211	26000
KCIL4-3/0.55kW/A MOC/32MM/IE2	TL16004003A12211	27500
KCIL4-4/0.75kW/A MOC/32MM/IE2	TL16004004A12211	32800
KCIL4-5/1.1kW/A MOC/32MM/IE2	TL16004005A12211	34850
KCIL4-6/1.1kW/A MOC/32MM/IE2	TL16004006A12211	35750
KCIL4-8/1.5kW/A MOC/32MM/IE2	TL16004008A12211	43550
KCIL4-9/2.2kW/32x32mm A MOC	TL16004009A12211	45600
KCIL4-10/2.2kW/A MOC/32MM/IE2	TL16004010A12211	46500
KCIL4-11/2.2kW/A MOC/32MM/IE2	TL16004011A12211	47400
KCIL4-12/2.2kW/A MOC/32mm/IE2	TL16004012A12211	48450
KCIL4-13/3kW/A MOC/32mm/IE2	TL16004013A12211	55850
KCIL4-14/3kW/A MOC/32MM/IE2	TL16004014A12211	56750
KCIL4-15/3kW/A MOC/32mm/IE2	TL16004015A12211	57550
KCIL4-16/3kW/A MOC/32MM/IE2	TL16004016A12211	58700
KCIL4-17/4kW/A MOC/32MM/IE2	TL16004017A12211	62100
KCIL4-18/4kW/A MOC/32mm/IE2	TL16004018A12211	65800
KCIL4-19/4kW/A MOC/32MM/IE2	TL16004019A12211	64350
KCIL4-20/4kW/A MOC/32MM/IE2	TL16004020A12211	65000
KCIL4-21/4kW/A MOC/32MM/IE2	TL16004021A12211	66100
KCIL4-22/4kW/A MOC/32mm/IE2	TL16004022A12211	70350
KCIL5-2/0.37kW/A MOC/32mm/IE2	TL16005002A12211	25950
KCIL5-3/0.55kW/A MOC/32mm/IE2	TL16005003A12211	27500
KCIL5-4/0.55kW/A MOC/32mm/IE2	TL16005004A12211	28350
KCIL5-5/0.75kW/A MOC/32mm/IE2	TL16005005A12211	33650
KCIL5-6/1.1kW/A MOC/32mm/IE2	TL16005006A12211	35750
KCIL5-7/1.1kW/A MOC/32mm/IE2	TL16005007A12211	36650
KCIL5-8/1.1kW/A MOC/32mm/IE2	TL16005008A12211	38700
KCIL5-9/1.5kW/A MOC/32mm/IE2	TL16005009A12211	44500
KCIL5-10/1.5kW/A MOC/32mm/IE2	TL16005010A12211	45950
KCIL5-11/2.2kW/A MOC/32mm/IE2	TL16005011A12211	48050
KCIL5-12/2.2kW/A MOC/32mm/IE2	TL16005012A12211	51000
KCIL5-13/2.2kW/A MOC/32mm/IE2	TL16005013A12211	52550
KCIL5-14/2.2kW/A MOC/32mm/IE2	TL16005014A12211	53500

KCIL Eterna Vertical Multistage Inline Pumps

PUMP MODEL	CODE	Price Per Unit in Rs
KCIL5-15/2.2kW/A MOC/32mm/IE2	TL16005015A12211	54500
KCIL5-16/2.2kW/A MOC/32mm/IE2	TL16005016A12211	55250
KCIL5-18/3kW/A MOC/32mm/IE2	TL16005018A12211	64300
KCIL5-20/3kW/A MOC/32mm/IE2	TL16005020A12211	69850
KCIL5-22/4kW/A MOC/32mm/IE2	TL16005022A12211	73350
KCIL5-24/4kW/A MOC/32mm/IE2	TL16005024A12211	76950
KCIL5-26/4kW/A MOC/32mm/IE2	TL16005026A12211	79050
KCIL5-29/4kW/A MOC/32mm/IE2	TL16005029A12211	83450
KCIL10-2/0.75kW/A MOC/42mm/IE2	TL16010002A12211	40950
KCIL10-3/1.1kW/A MOC/42mm/IE2	TL16010003A12211	44100
KCIL10-4/1.5kW/A MOC/42mm/IE2	TL16010004A12211	48950
KCIL10-5/2.2kW/A MOC/42mm/IE2	TL16010005A12211	51400
KCIL10-6/2.2kW/A MOC/42mm/IE2	TL16010006A12211	54100
KCIL10-7/3kW/A MOC/42mm/IE2	TL16010007A12211	62500
KCIL10-8/3kW/A MOC/42mm/IE2	TL16010008A12211	66600
KCIL10-9/3kW/A MOC/42mm/IE2	TL16010009A12211	70350
KCIL10-10/4kW/A MOC/42mm/IE2	TL16010010A12211	70500
KCIL10-12/4kW/A MOC/42mm/IE2	TL16010012A12211	75350
KCIL10-14/5.5kW/A MOC/42mm/IE2	TL16010014A12211	93750
KCIL10-16/5.5kW/A MOC/42mm/IE2	TL16010016A12211	96800
KCIL10-18/7.5kW/A MOC/42mm/IE2	TL16010018A12211	104150
KCIL10-20/7.5kW/A MOC/42mm/IE2	TL16010020A12211	106900
KCIL10-22/7.5kW/A MOC/42mm/IE2	TL16010022A12211	109850
KCIL15-2/2.2kW/A MOC/65mm/IE2	TL16015002A12211	49950
KCIL15-3/3kW/A MOC/65mm/IE2	TL16015003A12211	57700
KCIL15-4/4kW/A MOC/65mm/IE2	TL16015004A12211	65450
KCIL15-5/4kW/A MOC/65mm/IE2	TL16015005A12211	68400
KCIL15-6/5.5kW/A MOC/65mm/IE2	TL16015006A12211	83400
KCIL15-7/5.5kW/A MOC/65mm/IE2	TL16015007A12211	92850
KCIL15-8/7.5kW/A MOC/65mm/IE2	TL16015008A12211	93050
KCIL15-9/7.5kW/A MOC/65mm/IE2	TL16015009A12211	95600
KCIL15-10/11kW/A MOC/65mm/IE2	TL16015010A12211	130000
KCIL15-12/11kW/A MOC/65mm/IE2	TL16015012A12211	136200
KCIL15-14/11kW/A MOC/65mm/IE2	TL16015014A12211	150350
KCIL15-17/15kW/A MOC/65mm/IE2	TL16015017A12211	166350
KCIL20-1/1.1kW/A MOC/65mm/IE2	TL16020001A12211	48750
KCIL20-2/2.2kW/A MOC/65mm/IE2	TL16020002A12211	54350
KCIL20-3/4kW/A MOC/65mm/IE2	TL16020003A12211	62450
KCIL20-4/5.5kW/A MOC/65mm/IE2	TL16020004A12211	81450
KCIL20-5/5.5kW/A MOC/65mm/IE2	TL16020005A12211	84250
KCIL20-6/7.5kW/A MOC/65mm/IE2	TL16020006A12211	94800
KCIL20-7/7.5kW/A MOC/65mm/IE2	TL16020007A12211	96500
KCIL20-8/11kW/A MOC/65mm/IE2	TL16020008A12211	127050
KCIL20-10/11kW/A MOC/65mm/IE2	TL16020010A12211	131150
KCIL20-12/15kW/A MOC/65mm/IE2	TL16020012A12211	149450
KCIL20-14/15kW/A MOC/65mm/IE2	TL16020014A12211	153400
KCIL20-17/18kW/A MOC/65mm/IE2	TL16020017A12211	171750
KCIL32-1-1/1.5kW/A MOC/80mm/IE2	TL16032011A12211	65650
KCIL32-1/2.2kW/A MOC/80mm/IE2	TL16032001A12211	71350
KCIL32-2-2/3kW/A MOC/80mm/IE2	TL1603202BA12211	84650
KCIL32-2/4kW/80x80mm A MOC	TL16032002A12211	86300

PUMP MODEL	CODE	Price Per Unit in Rs
KCIL32-3-2/5.5kW/A MOC/80mm/IE2	TL1603203BA12211	107950
KCIL32-3/5.5kW/A MOC/80mm/IE2	TL16032003A12211	108000
KCIL32-4-2/7.5kW/A MOC/80mm/IE2	TL1603204BA12211	121400
KCIL32-4/7.5kW/A MOC/80mm/IE2	TL16032004A12211	121300
KCIL32-5-2/11kW/A MOC/80mm/IE2	TL1603205BA12211	156300
KCIL32-5/11kW/A MOC/80mm/IE2	TL16032005A12211	156250
KCIL32-6-2/11kW/A MOC/80mm/IE2	TL1603206BA12211	163350
KCIL32-6/11kW/A MOC/80mm/IE2	TL16032006A12211	163300
KCIL32-7-2/15kW/A MOC/80mm/IE2	TL1603207BA12211	180700
KCIL32-7/15kW/A MOC/80mm/IE2	TL16032007A12211	178450
KCIL32-8-2/15kW/A MOC/80mm/IE2	TL1603208BA12211	190900
KCIL32-8/15kW/A MOC/80mm/IE2	TL16032008A12211	190900
KCIL32-9-2/18.5kW/A MOC/80mm/IE2	TL1603209BA12211	215650
KCIL32-9/18.5kW/A MOC/80mm/IE2	TL16032009A12211	215700
KCIL32-10-2/18.5kW/A MOC/80mm/IE2	TL1603210BA12211	223800
KCIL32-10/18.5kW/A MOC/80mm/IE2	TL16032010A12211	223800
KCIL32-11-2/22kW/A MOC/80mm/IE2	TL1603211BA12211	258700
KCIL32-11/22kW/A MOC/80mm/IE2	TL16032011A12211	258500
KCIL32-12-2/22kW/A MOC/80mm/IE2	TL1603212BA12211	265750
KCIL32-12/22kW/A MOC/80mm/IE2	TL16032012A12211	265850
KCIL32-13-2/30kW/A MOC/80mm/IE2	TL1603213BA12211	320900
KCIL32-13/30kW/A MOC/80mm/IE2	TL16032013A12211	321100
KCIL32-14-2/30kW/A MOC/80mm/IE2	TL1603214BA12211	329050
KCIL45-1-1/3kW/A MOC/80mm/IE2	TL1604501AA12211	86250
KCIL45-1/4kW/A MOC/80mm/IE2	TL16045001A12211	86600
KCIL45-2-2/5.5kW/A MOC/80mm/IE2	TL1604502BA12211	112350
KCIL45-2/7.5kW/A MOC/80mm/IE2	TL16045002A12211	113900
KCIL45-3-2/11kW/A MOC/80mm/IE2	TL1604503BA12211	163100
KCIL45-3/11kW/A MOC/80mm/IE2	TL16045003A12211	163100
KCIL45-4-2/15kW/A MOC/80mm/IE2	TL1604504BA12211	180300
KCIL45-4/15kW/A MOC/80mm/IE2	TL16045004A12211	180300
KCIL45-5-2/18.5kW/A MOC/80mm/IE2	TL1604505BA12211	207550
KCIL45-5/18.5kW/A MOC/80mm/IE2	TL16045005A12211	207600
KCIL45-6-2/22kW/A MOC/80mm/IE2	TL1604506BA12211	245600
KCIL45-6/22kW/A MOC/80mm/IE2	TL16045006A12211	245650
KCIL45-7-2/30kW/A MOC/80mm/IE2	TL1604507BA12211	305350
KCIL45-7/30kW/A MOC/80mm/IE2	TL16045007A12211	305200
KCIL45-8-2/30kW/A MOC/80mm/IE2	TL1604508BA12211	318450
KCIL45-8/30kW/A MOC/80mm/IE2	TL16045008A12211	318600
KCIL45-9-2/30kW/A MOC/80mm/IE2	TL1604509BA12211	329150
KCIL45-9/30kW/A MOC/80mm/IE2	TL16045009A12211	335050
KCIL45-10-2/37kW/A MOC/80mm/IE2	TL1604510BA12211	342250
KCIL45-10/37kW/A MOC/80mm/IE2	TL16045010A12211	342250
KCIL45-11-2/45kW/A MOC/80mm/IE2	TL1604511BA12211	398900
KCIL45-11/45kW/A MOC/80mm/IE2	TL16045011A12211	398950
KCIL45-12-2/45kW/A MOC/80mm/IE2	TL1604512BA12211	407050
KCIL45-12/45kW/A MOC/80mm/IE2	TL16045012A12211	407100
KCIL45-13-2/45kW/A MOC/80mm/IE2	TL1604513BA12211	416800
KCIL64-1-1/4kW/A MOC/100mm/IE2	TL1606401AA12211	87700
KCIL64-1/5.5kW/A MOC/100mm/IE2	TL16064001A12211	105850
KCIL64-2-2/7.5kW/A MOC/100mm/IE2	TL1606402BA12211	115000

KCIL Eterna Vertical Multistage Inline Pumps

PUMP MODEL	CODE	Price Per Unit in Rs
KCIL64-2-1/11kW/A MOC/100mm/IE2	TL1606402AA12211	148850
KCIL64-2/11kW/A MOC/100mm/IE2	TL16064002A12211	148900
KCIL64-3-2/15kW/A MOC/100mm/IE2	TL1606403BA12211	172650
KCIL64-3-1/15kW/A MOC/100mm/IE2	TL1606403AA12211	172700
KCIL64-3/18.5kW/A MOC/100mm/IE2	TL16064003A12211	191050
KCIL64-4-2/18.5kW/A MOC/100mm/IE2	TL1606404BA12211	200250
KCIL64-4-1/22kW/A MOC/100mm/IE2	TL1606404AA12211	243200
KCIL64-4/22kW/A MOC/100mm/IE2	TL16064004A12211	243200
KCIL64-5-2/30kW/A MOC/100mm/IE2	TL1606405BA12211	289750
KCIL64-5-1/30kW/A MOC/100mm/IE2	TL1606405AA12211	289750
KCIL64-5/30kW/A MOC/100mm/IE2	TL16064005A12211	289800
KCIL64-6-2/30kW/A MOC/100mm/IE2	TL1606406BA12211	299750
KCIL64-6-1/37kW/A MOC/100mm/IE2	TL1606406AA12211	305550
KCIL64-6/37kW/A MOC/100mm/IE2	TL16064006A12211	305550
KCIL64-7-2/37kW/A MOC/100mm/IE2	TL1606407BA12211	314800
KCIL64-7-1/37kW/A MOC/100mm/IE2	TL1606407AA12211	314850

PUMP MODEL	CODE	Price Per Unit in Rs
KCIL64-7/45kW/A MOC/100mm/IE2	TL16064007A12211	362250
KCIL64-8-2/45kW/A MOC/100mm/IE2	TL1606408BA12211	376400
KCIL64-8-1/45kW/A MOC/100mm/IE2	TL1606408AA12211	376400
KCIL90-1-1 /5.5kW/100x100mm A MOC	TL1609001AA12211	106650
KCIL90-1/7.5kW/A MOC/100mm/IE2	TL16090001A12211	110050
KCIL90-2-2 /11kW/100x100mm A MOC	TL1609002BA12211	147050
KCIL90-2 /15kW/100x100mm A MOC	TL16090002A12211	157550
KCIL90-3-2 /18.5kW/100x100mm A MOC	TL1609003BA12211	188600
KCIL90-3 /22kW/100x100mm A MOC	TL16090003A12211	216550
KCIL90-4-2 /30kW/100x100mm A MOC	TL1609004BA12211	275600
KCIL90-4/30kW/A MOC/100mm/IE2	TL16090004A12211	268500
KCIL90-5-2 /37kW/100x100mm A MOC	TL1609005BA12211	290250
KCIL90-5 /37kW/100x100mm A MOC	TL16090005A12211	290300
KCIL90-6-2 /45kW/100x100mm A MOC	TL1609006BA12211	344900
KCIL90-6 /45kW/100x100mm A MOC	TL16090006A12211	344900

KSIL Eterna Vertical Multistage Inline Pumps

PUMP MODEL	CODE	Price Per Unit in Rs
KSIL1-2/0.37kW/C MOC/32mm/IE2	TL17001002C12211	36150
KSIL1-3/0.37kW/C MOC/32mm/IE2	TL17001003C12211	36200
KSIL1-4/0.37kW/C MOC/32mm/IE2	TL17001004C12211	36900
KSIL1-5/0.37kW/C MOC/32mm/IE2	TL17001005C12211	37600
KSIL1-6/0.37kW/C MOC/32mm/IE2	TL17001006C12211	38250
KSIL1-8/0.55kW/C MOC/32mm/IE2	TL17001008C12211	40200
KSIL1-9/0.55kW/C MOC/32mm/IE2	TL17001009C12211	40900
KSIL1-10/0.55kW/C MOC/32mm/IE2	TL17001010C12211	42850
KSIL1-11/0.55kW/C MOC/32mm/IE2	TL17001011C12211	43700
KSIL1-12/0.75kW/C MOC/32mm/IE2	TL17001012C12211	48550
KSIL1-13/0.75kW/C MOC/32mm/IE2	TL17001013C12211	49300
KSIL1-15/0.75kW/C MOC/32mm/IE2	TL17001015C12211	50650
KSIL1-17/1.1kW/C MOC/32mm/IE2	TL17001017C12211	53300
KSIL1-19/1.1kW/C MOC/32mm/IE2	TL17001019C12211	53850
KSIL1-21/1.1kW/C MOC/32mm/IE2	TL17001021C12211	57350
KSIL1-23/1.1kW/C MOC/32mm/IE2	TL17001023C12211	59600
KSIL1-25/1.5kW/C MOC/32mm/IE2	TL17001025C12211	64850
KSIL1-27/1.5kW/C MOC/32mm/IE2	TL17001027C12211	67950
KSIL1-30/1.5kW/C MOC/32mm/IE2	TL17001030C12211	69550
KSIL1-33/2.2kW/C MOC/32mm/IE2	TL17001033C12211	72700
KSIL1-36/2.2kW/C MOC/32mm/IE2	TL17001036C12211	74950
KSIL2-2/0.37kW/C MOC/32mm/IE2	TL17002002C12211	34350
KSIL2-3/0.37kW/C MOC/32mm/IE2	TL17002003C12211	34450
KSIL2-4/0.55kW/C MOC/32mm/IE2	TL17002004C12211	35750
KSIL2-5/0.55kW/25x25mm C MOC	TL17002005C12211	36400
KSIL2-6/0.75kW/C MOC/32mm/IE2	TL17002006C12211	41100
KSIL2-7/0.75kW/C MOC/32mm/IE2	TL17002007C12211	41800
KSIL2-8/1.1kW/C MOC/32mm/IE2	TL17002008C12211	43500
KSIL2-9/1.1kW/C MOC/32mm/IE2	TL17002009C12211	44200
KSIL2-10/1.1kW/C MOC/32mm/IE2	TL17002010C12211	46050
KSIL2-11/1.1kW/C MOC/32mm/IE2	TL17002011C12211	46850
KSIL2-12/1.5kW/C MOC/32mm/IE2	TL17002012C12211	51800
KSIL2-13/1.5kW/C MOC/32mm/IE2	TL17002013C12211	52600
KSIL2-14/1.5kW/C MOC/32mm/IE2	TL17002014C12211	53150
KSIL2-15/1.5kW/C MOC/32mm/IE2	TL17002015C12211	53900
KSIL2-16/2.2kW/C MOC/32mm/IE2	TL17002016C12211	56000
KSIL2-17/2.2kW/C MOC/32mm/IE2	TL17002017C12211	56300
KSIL2-18/2.2kW/C MOC/32mm/IE2	TL17002018C12211	57050
KSIL2-19/2.2kW/C MOC/32mm/IE2	TL17002019C12211	57650
KSIL2-20/2.2kW/C MOC/32mm/IE2	TL17002020C12211	59600
KSIL2-21/2.2kW/C MOC/32mm/IE2	TL17002021C12211	60200
KSIL2-22/2.2kW/C MOC/32mm/IE2	TL17002022C12211	60900
KSIL2-23/3kW/C MOC/32mm/IE2	TL17002023C12211	66550
KSIL2-24/3kW/C MOC/32mm/IE2	TL17002024C12211	67500
KSIL2-25/3kW/C MOC/32mm/IE2	TL17002025C12211	68150
KSIL2-26/3kW/C MOC/32mm/IE2	TL17002026C12211	68900
KSIL3-2/0.37kW/C MOC/32mm/IE2	TL17003002C12211	36150
KSIL3-3/0.37kW/C MOC/32mm/IE2	TL17003003C12211	36200
KSIL3-4/0.37kW/C MOC/32mm/IE2	TL17003004C12211	36900

PUMP MODEL	CODE	Price Per Unit in Rs
KSIL3-5/0.37kW/C MOC/32mm/IE2	TL17003005C12211	37550
KSIL3-6/0.55kW/C MOC/32mm/IE2	TL17003006C12211	38900
KSIL3-7/0.55kW/C MOC/32mm/IE2	TL17003007C12211	39600
KSIL3-8/0.75kW/C MOC/32mm/IE2	TL17003008C12211	44550
KSIL3-9/0.75kW/C MOC/32mm/IE2	TL17003009C12211	45250
KSIL3-11/1.1kW/C MOC/32mm/IE2	TL17003011C12211	49150
KSIL3-12/1.1kW/C MOC/32mm/IE2	TL17003012C12211	49650
KSIL3-13/1.1kW/C MOC/32mm/IE2	TL17003013C12211	50550
KSIL3-15/1.1kW/C MOC/32mm/IE2	TL17003015C12211	54550
KSIL3-17/1.5kW/C MOC/32mm/IE2	TL17003017C12211	60050
KSIL3-19/1.5kW/C MOC/32mm/IE2	TL17003019C12211	59300
KSIL3-21/2.2kW/C MOC/32mm/IE2	TL17003021C12211	63100
KSIL3-23/2.2kW/C MOC/32mm/IE2	TL17003023C12211	64350
KSIL3-25/2.2kW/C MOC/32mm/IE2	TL17003025C12211	66000
KSIL3-27/2.2kW/C MOC/32mm/IE2	TL17003027C12211	67400
KSIL3-29/2.2kW/C MOC/32mm/IE2	TL17003029C12211	69750
KSIL3-31/3kW/C MOC/32mm/IE2	TL17003031C12211	76950
KSIL3-33/3kW/C MOC/32mm/IE2	TL17003033C12211	78150
KSIL3-36/3kW/C MOC/32mm/IE2	TL17003036C12211	79750
KSIL4-2/0.37kW/C MOC/32mm/IE2	TL17004002C12211	36000
KSIL4-3/0.55kW/C MOC/32mm/IE2	TL17004003C12211	37550
KSIL4-4/0.75kW/C MOC/32mm/IE2	TL17004004C12211	42750
KSIL4-5/1.1kW/C MOC/32mm/IE2	TL17004005C12211	44800
KSIL4-6/1.1kW/C MOC/32mm/IE2	TL17004006C12211	45650
KSIL4-7/1.5kW/C MOC/32mm/IE2	TL17004007C12211	51200
KSIL4-8/1.5kW/C MOC/32mm/IE2	TL17004008C12211	53400
KSIL4-9/2.2kW/C MOC/32mm/IE2	TL17004009C12211	55450
KSIL4-10/2.2kW/C MOC/32mm/IE2	TL17004010C12211	56350
KSIL4-11/2.2kW/C MOC/32mm/IE2	TL17004011C12211	57300
KSIL4-12/2.2kW/C MOC/32mm/IE2	TL17004012C12211	58300
KSIL4-13/3kW/C MOC/32mm/IE2	TL17004013C12211	65600
KSIL4-14/3kW/C MOC/32mm/IE2	TL17004014C12211	68450
KSIL4-15/3kW/C MOC/32mm/IE2	TL17004015C12211	67700
KSIL4-16/3kW/C MOC/32mm/IE2	TL17004016C12211	68650
KSIL4-17/4kW/C MOC/32mm/IE2	TL17004017C12211	71600
KSIL4-18/4kW/C MOC/32mm/IE2	TL17004018C12211	73250
KSIL4-19/4kW/C MOC/32mm/IE2	TL17004019C12211	74350
KSIL4-20/4kW/C MOC/32mm/IE2	TL17004020C12211	74950
KSIL4-21/4kW/C MOC/32mm/IE2	TL17004021C12211	76100
KSIL4-22/4kW/C MOC/32mm/IE2	TL17004022C12211	76800
KSIL5-2/0.37kW/C MOC/32mm/IE2	TL17005002C12211	35950
KSIL5-3/0.55kW/C MOC/32mm/IE2	TL17005003C12211	37500
KSIL5-4/0.55kW/C MOC/32mm/IE2	TL17005004C12211	38850
KSIL5-5/0.75kW/C MOC/32mm/IE2	TL17005005C12211	43550
KSIL5-6/1.1kW/C MOC/32mm/IE2	TL17005006C12211	45650
KSIL5-7/1.1kW/C MOC/32mm/IE2	TL17005007C12211	46600
KSIL5-8/1.1kW/C MOC/32mm/IE2	TL17005008C12211	48750
KSIL5-9/1.5kW/C MOC/32mm/IE2	TL17005009C12211	54350
KSIL5-10/1.5kW/C MOC/32mm/IE2	TL17005010C12211	55950

KSIL Eterna Vertical Multistage Inline Pumps

PUMP MODEL	CODE	Price Per Unit in Rs	PUMP MODEL	CODE	Price Per Unit in Rs
KSIL5-11/2.2kW/C MOC/32mm/IE2	TL17005011C12211	57350	KSIL10-22/7.5kW/C MOC/42mm/IE2	TL17010022C12211	121300
KSIL5-12/2.2kW/C MOC/32mm/IE2	TL17005012C12211	58300	KSIL15-1/1.1kW/C MOC/65mm/IE2	TL17015001C12211	58150
KSIL5-13/2.2kW/C MOC/32mm/IE2	TL17005013C12211	60450	KSIL15-2/2.2kW/C MOC/65mm/IE2	TL17015002C12211	64700
KSIL5-14/2.2kW/C MOC/32mm/IE2	TL17005014C12211	61400	KSIL15-3/3kW/C MOC/65mm/IE2	TL17015003C12211	71700
KSIL5-15/2.2kW/C MOC/32mm/IE2	TL17005015C12211	63550	KSIL15-4/4kW/C MOC/65mm/IE2	TL17015004C12211	77850
KSIL5-16/2.2kW/C MOC/32mm/IE2	TL17005016C12211	64950	KSIL15-5/4kW/C MOC/65mm/IE2	TL17015005C12211	79350
KSIL5-18/3kW/C MOC/32mm/IE2	TL17005018C12211	73700	KSIL15-6/5.5kW/C MOC/65mm/IE2	TL17015006C12211	96550
KSIL5-20/3kW/C MOC/32mm/IE2	TL17005020C12211	74500	KSIL15-7/5.5kW/C MOC/65mm/IE2	TL17015007C12211	101550
KSIL5-22/4kW/C MOC/32mm/IE2	TL17005022C12211	77850	KSIL15-8/7.5kW/C MOC/65mm/IE2	TL17015008C12211	105550
KSIL5-24/4kW/C MOC/32mm/IE2	TL17005024C12211	82150	KSIL15-9/7.5kW/C MOC/65mm/IE2	TL17015009C12211	107450
KSIL5-26/4kW/C MOC/32mm/IE2	TL17005026C12211	82100	KSIL15-10/11kW/C MOC/65mm/IE2	TL17015010C12211	140850
KSIL5-29/4kW/C MOC/32mm/IE2	TL17005029C12211	87700	KSIL15-12/11kW/C MOC/65mm/IE2	TL17015012C12211	147450
KSIL10-2/0.75kW/C MOC/42mm/IE2	TL17010002C12211	54200	KSIL15-14/11kW/C MOC/65mm/IE2	TL17015014C12211	151350
KSIL10-3/1.1kW/C MOC/42mm/IE2	TL17010003C12211	56050	KSIL15-17/15kW/C MOC/65mm/IE2	TL17015017C12211	169550
KSIL10-4/1.5kW/C MOC/42mm/IE2	TL17010004C12211	62400	KSIL20-1/1.1kW/C MOC/65mm/IE2	TL17020001C12211	59950
KSIL10-5/2.2kW/C MOC/42mm/IE2	TL17010005C12211	65050	KSIL20-2/2.2kW/C MOC/65mm/IE2	TL17020002C12211	66250
KSIL10-6/2.2kW/C MOC/42mm/IE2	TL17010006C12211	66250	KSIL20-3/4kW/C MOC/65mm/IE2	TL17020003C12211	76150
KSIL10-7/3kW/C MOC/42mm/IE2	TL17010007C12211	71950	KSIL20-4/5.5kW/C MOC/65mm/IE2	TL17020004C12211	94400
KSIL10-8/3kW/C MOC/42mm/IE2	TL17010008C12211	73450	KSIL20-5/5.5kW/C MOC/65mm/IE2	TL17020005C12211	95950
KSIL10-9/3kW/C MOC/42mm/IE2	TL17010009C12211	79150	KSIL20-6/7.5kW/C MOC/65mm/IE2	TL17020006C12211	102150
KSIL10-10/4kW/C MOC/42mm/IE2	TL17010010C12211	85000	KSIL20-7/7.5kW/C MOC/65mm/IE2	TL17020007C12211	106550
KSIL10-12/4kW/C MOC/42mm/IE2	TL17010012C12211	86100	KSIL20-8/11kW/C MOC/65mm/IE2	TL17020008C12211	134900
KSIL10-14/5.5kW/C MOC/42mm/IE2	TL17010014C12211	103800	KSIL20-10/11kW/C MOC/65mm/IE2	TL17020010C12211	141350
KSIL10-16/5.5kW/C MOC/42mm/IE2	TL17010016C12211	110500	KSIL20-12/15kW/C MOC/65mm/IE2	TL17020012C12211	156100
KSIL10-18/7.5kW/C MOC/42mm/IE2	TL17010018C12211	121650	KSIL20-14/15kW/C MOC/65mm/IE2	TL17020014C12211	159500
KSIL10-20/7.5kW/C MOC/42mm/IE2	TL17010020C12211	118400	KSIL20-17/18.5kW/C MOC/65mm/IE2	TL17020017C12211	184050
KSIL10-22/7.5kW/C MOC/42mm/IE2	TL17010022C12211	121300			

KDI Special MOC Pumps

S. No.	RATING HP (kW)	PUMP MODEL	CODE	SIZE IN (mm.) SUC.XDEL.	Price Per Unit in Rs
1	2.0 (1.5)	KDI-216+ CI MS SS IP55 FCL	D12010202130	65x50	15810
2		KDI-225++ CI MS SS IP55 FCL	D12010208630	50x40	15810
3		KDI-235+ CI MS SS IP55 FCL	D12010208530	50x40	15810
4	3.0 (2.2)	KDI-314+ CI MS SS IP55 FCL	D12010308130	80X80	20250
5		KDI-318++ CI MS SS IP55 FCL	D12010308730	80X65	20250
6		KDI-318++ CI MS SS IP55 FCL	D12010308930	65X50	20250
7		KDI-325++ CI MS SS IP55 FCL	D12010308530	65X50	20250
8		KDI-335++ CI MS SS IP55 FCL	D12010308630	50x40	20250
9	5.0 (3.7)	KDI-515 CI MS SS IP55 FCL	D12010508130	100X100	26070
10		KDI-520+ CI MS SS IP55 FCL	D12010508330	80X80	26070
11		KDI-527++ CI MS SS IP55 FCL	D12010509330	80X65	26070
12		KDI-538+ CI MS SS IP55 FCL	D12010508430	65X50	26070
13		KDI-550++ CI MS SS IP55 FCL	D12010508830	50X40	26070
14	7.5 (5.5)	KDI-822++ CI MS SS IP55 FCL	D12010758130	100X100	33820
15		KDI-830++ CI MS SS IP55 FCL	D12010758230	80X65	33820
16		KDI-837 + CI MS SS IP55 FCL	D12010758830	65X65	33820
17		KDI-844++ CI MS SS IP55 FCL	D12010758430	65X65	33820
18		KDI-852++ CI MS SS IP55 FCL	D12010758530	65X50	33820
19	10 (7.5)	KDI-1030+ CI MS SS IP55 FCL	D12011005130	100X100	41310
20		KDI-1040+ CI MS SS IP55 FCL	D12011005230	80X65	41310
21		KDI-1050+ CI MS SS IP55 FCL	D12011005330	65X65	41310
22		KDI-1065+ CI MS SS IP55 FCL	D12011005430	65X50	41310
23	12.5 (9.3)	KDI-1331+ CI MS SS IP55 FCL	D12011305130	100X100	49880
24		KDI-1348+ CI MS SS IP55 FCL	D12011305230	80X65	49880
25		KDI-1360+ CI MS SS IP55 FCL	D12011306230	65X50	49880
26	15 (11)	KDI-1537+ CI MS SS IP55 FCL	D12011505130	100X100	52180
27		KDI-1555+ CI MS SS IP55 FCL	D12011505230	80X65	52180
28		KDI-1570+ CI MS SS IP55 FCL	D12011506130	65X50	52180
29		KDI-1575+ CI MS SS IP55 FCL	D12011505330	65X50	52180
30	20 (15)	KDI-2050+ CI MS SS IP55 FCL	D12012005130	100X80	72020
31	25 (18.7)	KDI-2560+ CI MS SS IP55 FCL	D12012505130	100X80	95170
32	30 (22)	KDI-3068+ CI MS SS IP55 FCL	D12013005130	100X80	112100

GM & Head - Product Management
Small Pump Business

AVP & Head - Industry Sector
Small Pump Business

KDI Special MOC Pumps

S. No.	RATING HP (kW)	PUMP MODEL	CODE	SIZE IN (mm.) SUC.XDEL.	Price Per Unit in Rs
1	2.0 (1.5)	KDI-216+ GMI MS SS IP55 FCL	D12010202126	65x50	19140
2		KDI-225++ GMI MS SS IP55 FCL	D12010208626	50x40	19140
3		KDI-235+ GMI MS SS IP55 FCL**	D12010208526	50x40	19140
4	3.0 (2.2)	KDI-314+ GMI MS SS IP55 FCL	D12010308126	80X80	24970
5		KDI-318++ GMI MS SS IP55 FCL	D12010308826	80X65	24970
6		KDI-318++ GMI MS SS IP55 FCL	D12010308926	65X50	24970
7		KDI-325++ GMI MS SS IP55 FCL	D12010308626	65X50	24970
8		KDI-335++ GMI MS SS IP55 FCL	D12010308726	50x40	24970
9	5.0 (3.7)	KDI-515 GMI MS SS IP55 FCL	D12010508126	100X100	31800
10		KDI-520+ GMI MS SS IP55 FCL	D12010508226	80X80	31800
11		KDI-527++ GMI MS SS IP55 FCL	D12010509326	80X65	31800
12		KDI-538+ GMI MS SS IP55 FCL	D12010508426	65X50	31800
13		KDI-550++ GMI MS SS IP55 FCL	D12010508926	50X40	31800
14	7.5 (5.5)	KDI-822++ GMI MS SS IP55 FCL	D12010758126	100X100	41190
15		KDI-830++ GMI MS SS IP55 FCL	D12010758226	80X65	41190
16		KDI-837 + GMI MS SS IP55 FCL	D12010758826	65X65	41190
17		KDI-844++ GMI MS SS IP55 FCL	D12010758426	65X65	41190
18		KDI-852++ GMI MS SS IP55 FCL	D12010758526	65X50	41190
19	10 (7.5)	KDI-1030+ GMI MS SS IP55 FCL	D12011007726	100X100	50570
20		KDI-1040+ GMI MS SS IP55 FCL	D12011005226	80X65	50570
21		KDI-1050+ GMI MS SS IP55 FCL	D12011005326	65X65	50570
22		KDI-1065+ GMI MS SS IP55 FCL	D12011005426	65X50	50570
23	12.5 (9.3)	KDI-1331+ GMI MS SS IP55 FCL	D12011305126	100X100	59470
24		KDI-1348+ GMI MS SS IP55 FCL	D12011305226	80X65	59470
25		KDI-1360+ GMI MS SS IP55 FCL	D12011306226	65X50	59470
26	15 (11)	KDI-1537+ GMI MS SS IP55 FCL	D12011505126	100X100	61540
27		KDI-1555+ GMI MS SS IP55 FCL	D12011505226	80X65	61540
28		KDI-1570+ GMI MS SS IP55 FCL	D12011506126	65X50	61540
29		KDI-1575+ GMI MS SS IP55 FCL	D12011505326	65X50	61540
30	20 (15)	KDI-2050+ GMI MS SS IP55 FCL	D12012005126	100X80	86340
31	25 (18.7)	KDI-2560+ GMI MS SS IP55 FCL	D12012505126	100X80	126830
32	30 (22)	KDI-3068+ GMI MS SS IP55 FCL	D12013005126	100X80	136160

GM & Head - Product Management
Small Pump Business

AVP & Head - Industry Sector
Small Pump Business

KDI Special MOC Pumps

S. No.	RATING HP (kW)	PUMP MODEL	CODE	SIZE IN (mm.) SUC.XDEL.	Price Per Unit in Rs
1		KDI-225++ SSI MS SS IP55 FCL	D12010208685	50x40	19140
2		KDI-235+ SSI MS SS IP55 FCL**	D12010208585	50x40	19140
3	3.0 (2.2)	KDI-314+ SSI MS SS IP55 FCL	D12010308185	80X80	24970
4		KDI-318++ SSI MS SS IP55 FCL	D12010308785	80X65	24970
5		KDI-318++ SSI MS SS IP55 FCL	D12010308885	65X50	24970
6		KDI-325++ SSI MS SS IP55 FCL	D12010308585	65X50	24970
7		KDI-335++ SSI MS SS IP55 FCL	D12010308685	50x40	24970
8	5.0 (3.7)	KDI-515 SSI MS SS IP55 FCL	D12010508185	100X100	31800
9		KDI-520+ SSI MS SS IP55 FCL	D12010508385	80X80	31800
10		KDI-527++ SSI MS SS IP55 FCL	D12010509385	80X65	31800
11		KDI-538+ SSI MS SS IP55 FCL	D12010508485	65X50	31800
12		KDI-550++ SSI MS SS IP55 FCL	D12010508985	50X40	31800
13	7.5 (5.5)	KDI-822++ SSI MS SS IP55 FCL	D12010758185	100X100	41190
14		KDI-830++ SSI MS SS IP55 FCL	D12010758285	80X65	41190
15		KDI-837 + SSI MS SS IP55 FCL	D12010758885	65X65	41190
16		KDI-844++ SSI MS SS IP55 FCL	D12010758485	65X65	41190
17		KDI-852++ SSI MS SS IP55 FCL	D12010758585	65X50	41190
18	10 (7.5)	KDI-1030+ SSI MS SS IP55 FCL	D12011005585	100X100	50570
19		KDI-1040+ SSI MS SS IP55 FCL	D12011005285	80X65	50570
20		KDI-1050+ SSI MS SS IP55 FCL	D12011005385	65X65	50570
21		KDI-1065+ SSI MS SS IP55 FCL	D12011005485	65X50	50570
22	12.5 (9.3)	KDI-1331+ SSI MS SS IP55 FCL	D12011305185	100X100	59470
23		KDI-1348+ SSI MS SS IP55 FCL	D12011305285	80X65	59470
24		KDI-1360+ SSI MS SS IP55 FCL	D12011306285	65X50	59470
25	15 (11)	KDI-1537+ SSI MS SS IP55 FCL	D12011505185	100X100	61540
26		KDI-1555+ SSI MS SS IP55 FCL	D12011505285	80X65	61540
27		KDI-1575+ SSI MS SS IP55 FCL	D12011505385	65X50	61540
28	20 (15)	KDI-2050+ SSI MS SS IP55 FCL	D12012005185	100X80	86340
29	25 (18.7)	KDI-2560+ SSI MS SS IP55 FCL	D12012505185	100X80	126830
30	30 (22)	KDI-3068+ SSI MS SS IP55 FCL	D12013005185	100X80	136160

GM & Head - Product Management
Small Pump Business

AVP & Head - Industry Sector
Small Pump Business

KDT Special MOC Pumps

S. No.	RATING HP (kW)	PUMP MODEL	CODE	SIZE IN (mm.) SUC.XDEL.	Price Per Unit in Rs
1	5.0 (3.7)	KDT-544+ CI MS SS IP55 FCL	D12030500130	65x50	36830
2		KDT-568+ CI MS SS IP55 FCL	D12030505330	50x40	36830
3	7.5 (5.5)	KDT-844+ CI MS SS IP55 FCL	D12030750130	80x65	45850
4		KDT-864+ CI MS SS IP55 FCL	D12030750230	65x50	45850
5	10 (7.5)	KDT-1050+ CI MS SS IP55 FCL	D12031000330	80x65	51260
6		KDT-1078+ CI MS SS IP55 FCL	D12031000230	65x50	51260
7	12.5 (9.3)	KDT-1372+ CI MS SS IP55 FCL	D12031301130	65x65	59670
8		KDT-1388+ CI MS SS IP55 FCL	D12031300230	65x50	59670
9	15 (11)	KDT-1580+ CI MS SS IP55 FCL	D12031500530	65x65	70690
10		KDT-1598+ CI MS SS IP55 FCL	D12031500430	65x50	70690
11	20 (15)	KDT-2070 CI MS SS IP55 FCL	D12032000230	80x65	89250
12		KDT-2095+ CI MS SS IP55 FCL	D12032000330	65 x 65	89250

S. No.	RATING HP (kW)	PUMP MODEL	CODE	SIZE IN (mm.) SUC.XDEL.	Price Per Unit in Rs
1	5.0 (3.7)	KDT-544+ GMI MS SS IP55 FCL	D12030500126	65x50	45000
		KDT-568+ GMI MS SS IP55 FCL	D12030505326	50x40	45000
2	7.5 (5.5)	KDT-844+ GMI MS SS IP55 FCL	D12030750126	80x65	54440
		KDT-864+ GMI MS SS IP55 FCL	D12030750226	65x50	54440
3	10 (7.5)	KDT-1050+ GMI MS SS IP55 FCL	D12031000326	80x65	59520
		KDT-1078+ GMI MS SS IP55 FCL	D12031000226	65x50	59520
4	12.5 (9.3)	KDT-1372+ GMI MS SS IP55 FCL	D12031301126	65x65	69810
		KDT-1388+ GMI MS SS IP55 FCL	D12031300226	65x50	69810
5	15 (11)	KDT-1580+ GMI MS SS IP55 FCL	D12031500526	65x65	78870
		KDT-1598+ GMI MS SS IP55 FCL	D12031500426	65x50	78870
6	20 (15)	KDT-2070 GMI MS SS IP55 FCL	D12032000226	80x65	99590
		KDT-2095+ GMI MS SS IP55 FCL	D12032000326	65 x 65	99590

GM & Head - Product Management
Small Pump Business

AVP & Head - Industry Sector
Small Pump Business

“SP-SELFPRIMING” BARE SHAFT PUMPS

S. No.	PUMP MODEL	CODE	SIZE IN (mm.) SUC.XDEL.	Price Per Unit in Rs
1	SP-0 BS CI + MS + SSS	D14150100173	40X40	11730
2	SP-1H BS CI + MS + SSS	D14150200273	40X40	16700
3	SP-2H BS CI + MS + SSS	D14150300373	50X50	19060
4	SP3L+ BS CI + MS + SSS	D14AF05011401046	80X80	22080
5	SP-3 BS CI + MS + SSS	D14150750473	80X80	26060
6	SP-3A BS CI + MS + SSS	D14150500573	80X80	26060
7	SP-4L+ BS CI + MS + SSS	D14151250773	100X100	55950
8	SP-4L+ A BS CI + MS + SSS	D14151000871	100X100	55950
9	SP-6L BS CI + MS + SSS	D14152500973	150X150	110720
10	SP-6LA BS CI + MS + SSS	D14152001073	150X150	111740

S. No.	PUMP MODEL	CODE	SIZE IN (mm.) SUC.XDEL.	Price Per Unit in Rs
1	SP-0 BS GMI + MS +SSS	D14150100175	40X40	13520
2	SP-1H BS GMI + MS +SSS	D14150200275	40X40	19140
3	SP-2H BS GMI + MS +SSS	D14150300375	50X50	22210
4	SP3L+ BS GMI + MS +SSS	D14AF05011401048	80X80	24650
5	SP-3 BS GMI + MS +SSS	D14150750475	80X80	30370
6	SP-3A BS GMI + MS +SSS	D14150500575	80X80	31880
7	SP-4L+ BS GMI + MS +SSS	D14151250775	100X100	66930
8	SP-4L+ A BS GMI + MS +SSS	D14151000873	100X100	66930
9	SP-6L BS GMI + MS +SSS	D14152500975	150X150	122460
10	SP-6LA BS GMI + MS +SSS	D14152001075	150X150	123240

S. No.	PUMP MODEL	CODE	SIZE IN (mm.) SUC.XDEL.	Price Per Unit in Rs
1	SP-0 BS SSI + MS +SSS	D14150100185	40X40	13520
2	SP-1H BS SSI + MS +SSS	D14150200176	40X40	19140
3	SP-2H BS SSI + MS +SSS	D14150300376	50X50	22210
4	SP3L+ BS SSI + MS +SSS	D14AF05011401049	80X80	24650
5	SP-3 BS SSI + MS +SSS	D14150750476	80X80	30370
6	SP-3A BS SSI + MS +SSS	D14150500576	80X80	31880
7	SP-4L+ BS SSI + MS +SSS	D14151250776	100X100	66930
8	SP-4L+ A BS SSI + MS +SSS	D14151000976	100X100	66930
9	SP-6L BS SSI + MS +SSS	D14152500967	150X150	122460
10	SP-6LA BS SSI + MS +SSS	D14152007576	150X150	119550

“SP-SELFPRIMING” MONOBLOC PUMPS

GM & Head - Product Management
Small Pump Business

AVP & Head - Industry Sector
Small Pump Business

S. No.	RATING HP (kW)	PUMP MODEL	CODE	SIZE IN (mm.) SUC.XDEL.	Price Per Unit in Rs
1	1.02 (0.75)	SP-0M CI + MS +SSS +B CLASS 1P	D11100100231	40x40	19300
2		SP-0M CI + MS +SSS +B CLASS	D12100101131	40x40	19640
3	2.0 (1.5)	SP-1HM CI + MS +SSS +B CLASS	D12100200230	40x40	24050
4	3.0 (2.2)	SP-2HM CI + MS +SSS +B CLASS	D12100300330	50x50	30240
5	5.0 (3.7)	SP-3L+M CI + MS +SSS +B CLASS	D12AJ05011401040	80x80	39220

“SP-SELFPRIMING” MONOBLOC PUMPS

S. No.	RATING HP (kW)	PUMP MODEL	CODE	SIZE IN (mm.) SUC.XDEL.	Price Per Unit in Rs
1	1.02 (0.75)	SP-0M GMI + MS +SSS +B CLASS 1P	D11100100125	40x40	21360
2		SP-0M GMI + MS +SSS +B CLASS	D12100101125	40x40	21000
3	2.0 (1.5)	SP-1HM GMI + MS +SSS +B CLASS	D12100200226	40x40	25890
4	3.0 (2.2)	SP-2HM GMI + MS +SSS +B CLASS	D12100300326	50x50	32920
5	5.0 (3.7)	SP-3L+M GMI + MS +SSS +B CLASS	D12100501626	80x80	42160

“SP-SELFPRIMING” MONOBLOC PUMPS

S. No.	RATING HP (kW)	PUMP MODEL	CODE	SIZE IN (mm.) SUC.XDEL.	Price Per Unit in Rs
1	1.02 (0.75)	SP-0M SSI + MS +SSS +B CLASS 1P	D11100100285	40x40	21360
2		SP-0M SSI + MS +SSS +B CLASS	D12100101185	40x40	21000
3	2.0 (1.5)	SP-1HM SSI + MS +SSS +F CLASS	D12100200286	40x40	25890
4	3.0 (2.2)	SP-2HM SSI + MS +SSS +F CLASS	D12100301186	50x50	32920
5	5.0 (3.7)	SP-3L+M SSI + MS +SSS +F CLASS	D12AJ05011401053	80x80	42160

“SP-SELFPRIMING” COUPLED SET

S. No.	RATING HP (kW)	PUMP MODEL	CODE	SIZE IN (mm.) SUC.XDEL.	Price Per Unit in Rs
1	1.02 (0.75)	SP0 1C2 COUPLED SET CII MS SS	D14150105673	40X40	21070
2	2.0 (1.5)	SP1H 2C2 COUPLED SET CII MS SS	D14150205773	40X40	28180
3	3.0 (2.2)	SP2H 3C2 COUPLED SET CII MS SS	D14150305873	50X50	33480
4	5.0 (3.7)	SP3A 5C2 COUPLED SET CII MS SS	D14150503173	80X80	46100
5	7.5 (5.5)	SP3 7.5C2 COUPLED SET CII MS SS	D14150755973	80X80	55060
6	5.0 (3.7)	SP3L+ 5C4 COUPLED SET CII MS SS	D14150501273	80X80	51640
7	10 (7.5)	SP4LA+ 10C4 COUPLED SET CII MS SS	D14151005273	100X100	100840
8	12.5 (9.3)	SP4L+ 12.5C4 COUPLED SET CII MS SS	D14151251173	100X100	111090
9	20 (15)	SP6LA+ 20C4 COUPLED SET CII MS SS	D14152005573	150X150	167430
10	25 (18.7)	SP6L+ 25C4 COUPLED SET CII MS SS	D14152505473	150X150	188130

S. No.	RATING HP (kW)	PUMP MODEL	CODE	SIZE IN (mm.) SUC.XDEL.	Price Per Unit in Rs
1	1.02 (0.75)	SP0 1C2 COUPLED SET GMI MS SS	D14150105675	40X40	23110
2	2.0 (1.5)	SP1H 2C2 COUPLED SET GMI MS SS	D14150205726	40X40	30900
3	3.0 (2.2)	SP2H 3C2 COUPLED SET GMI MS SS	D14150305825	50X50	37370
4	5.0 (3.7)	SP3A 5C2 COUPLED SET GMI MS SS	D14150505425	80X80	51940
5	7.5 (5.5)	SP3 7.5C2 COUPLED SET GMI MS SS	D14150755926	80X80	58140
6	5.0 (3.7)	SP3L+ 5C4 COUPLED SET GMI MS SS	D14150501226	80X80	55870
7	10 (7.5)	SP4LA+ 10C4 COUPLED SET GMI MS SS	D14151005226	100X100	111090
8	12.5 (9.3)	SP4L+ 12.5C4 COUPLED SET GMI MS SS	D14151255126	100X100	132450
9	20 (15)	SP6LA+ 20C4 COUPLED SET GMI MS SS	D14152005326	150X150	182010
10	25 (18.7)	SP6L+ 25C4 COUPLED SET GMI MS SS	D14152505426	150X150	203520

S. No.	RATING HP (kW)	PUMP MODEL	CODE	SIZE IN (mm.) SUC.XDEL.	Price Per Unit in Rs
1	1.02 (0.75)	SP0 1C2 COUPLED SET SSI MS SS	D14150105676	40X40	23110
2	2.0 (1.5)	SP1H 2C2 COUPLED SET SSI MS SS	D14150205785	40X40	30900
3	3.0 (2.2)	SP2H 3C2 COUPLED SET SSI MS SS	D14150305876	50X50	37370
4	5.0 (3.7)	SP3A 5C2 COUPLED SET SSI MS SS	D14150503176	80X80	51940
5	7.5 (5.5)	SP3 7.5C2 COUPLED SET SSI MS SS	D14150755976	80X80	58140
6	5.0 (3.7)	SP3L+ 5C4 COUPLED SET SSI MS SS	D14AF05011401053	80X80	52690
7	10 (7.5)	SP4LA+ 10C4 COUPLED SET SSI MS SS	D14151005276	100X100	111090
8	12.5 (9.3)	SP4L+ 12.5C4 COUPLED SET SSI MS SS	D14151251176	100X100	132450
9	1.5 (1.1)	SP6LA+ 20C4 COUPLED SET SSI MS SS	D14152005576	150X150	182010
10		SP6L+ 25C4 COUPLED SET SSI MS SS	D14152505476	150X150	203680